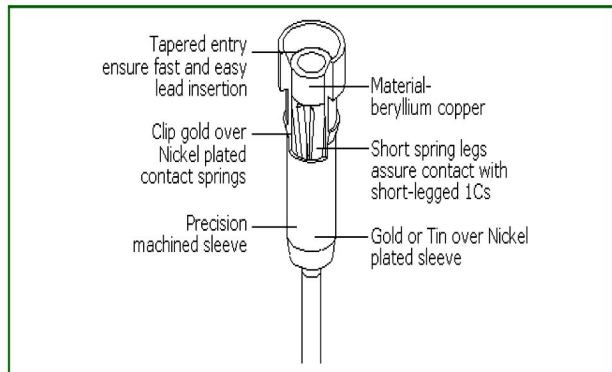
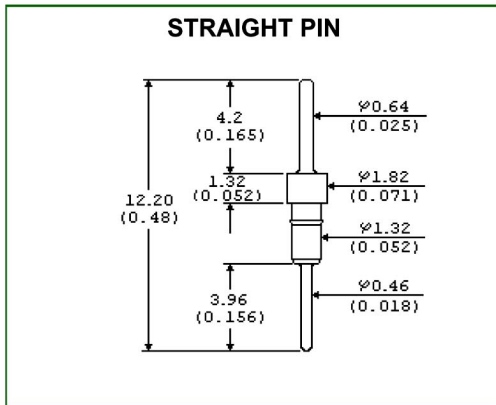


### CONSTRUCTION OF PIN



### STRAIGHT PIN



### FEATURES

- Funnel shaped four-fingered and six-fingered contacts provide easy IC insertion and withdrawal, high reliability
- Gold plated contact to ensure low contact resistance and Tin plated terminal to prevent contamination during soldering
- All plastic are UL 94V-0 grade fire retardant
- Fit standard pitch with 2.54mm x 2.54mm (0.1" x 0.1") pin spacing

### SPECIFICATIONS

#### 1.MATERIAL

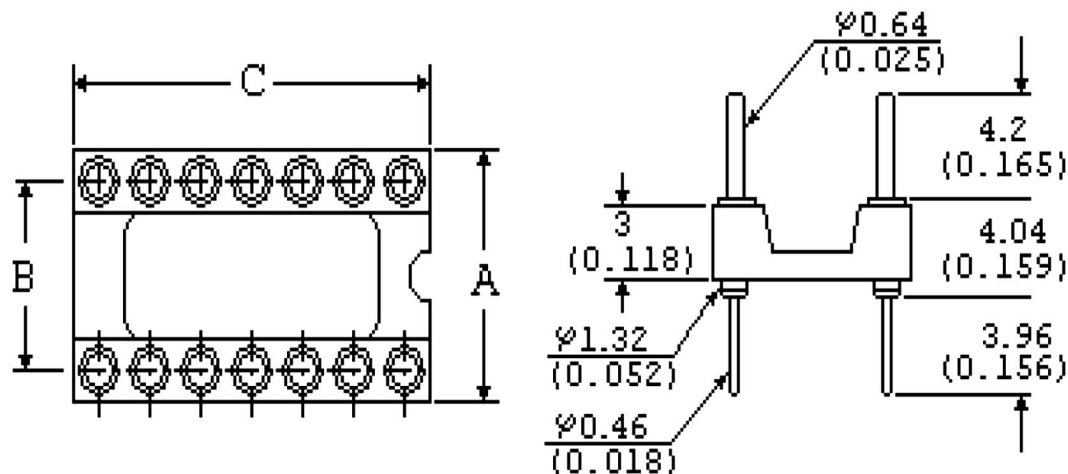
- Sleeve: Brass Gold or Tin over Nickel plated
- Clip: Beryllium Copper Gold over Nickel plated

#### 2.ELECTRICAL

- Contact Rating: 1 ADC Max.
- Contact Resistance: 10mΩ Max.
- Insulation Resistance: 10<sup>6</sup>MΩ Min. at 100 VDC
- Dielectric Strength: 1000 VAC Min. for 1 minute
- Capacitance between adjacent pin 0.9pF Max.

#### 3.MECHANICAL AND ENVIRONMENTAL

- Temperature Rating: Operating -55°C to +125°C
- Average insertion force with steel pin of Ø0.43mm/0.017" <250g
- Average withdrawal force with steel pin of Ø0.43mm/0.017" >25g
- Life cycle with insertion and withdrawal: 100 operating cycles Min.
- Humidity: 90~95% RH, 40°C for 96 Hrs.
- Vibration: per MIL-STD-202F METHOD 204D
- Solderability: per MIL-STD-202F METHOD 208D
- Soldering Heat: 260±5°C for 5±1 seconds



RoHS Compliant		HSM 玄茂科技股份有限公司 HSUAN MAO TECHNOLOGY CO., LTD.	
APPD. 核准	SCALE 比例 参考	TOLERANCE 容許公差 .0 ± 0.30 .00 ± 0.20 ANG. ± 3°	PART NAME 品名 2.54mm IC SOCKET MACHINED PIN STRAIGHT PIN ROW PITCH: 0.3" XXPIN GOLD PLATING ROHS
DWG. 製圖 Betty	UNIT 單位 M M	SIZE 紙張尺寸 A 4	PART NO. 料號 C0111-XXSNGB00R
DATE 制表日 2018/11/05	PAGE 張數 1 OF 1	REV. 版次 A	