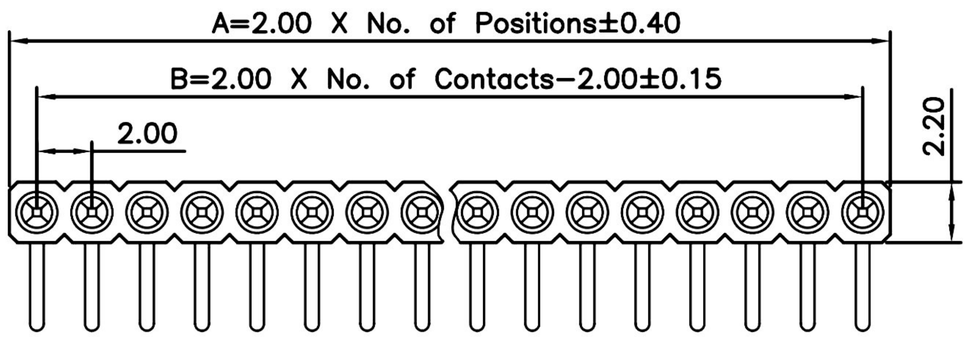

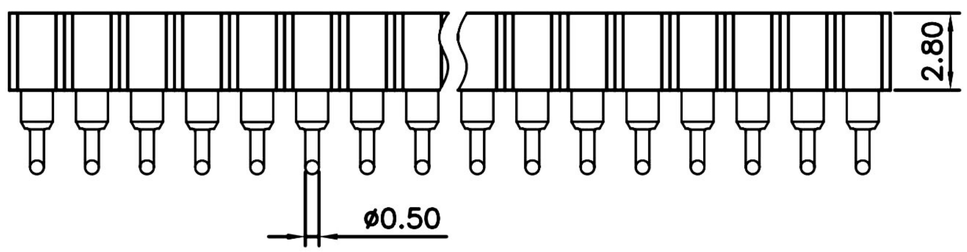

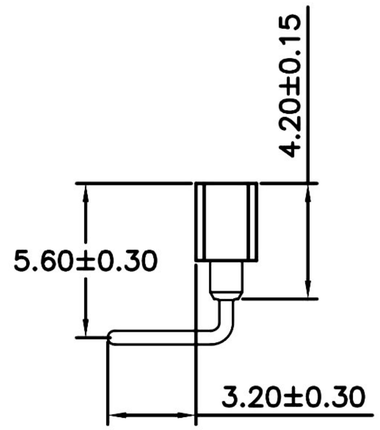

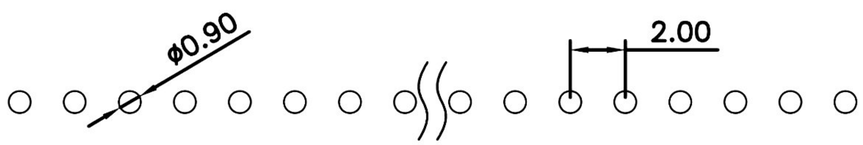

P.C.B LAYOUT

Technical Data

Material:
Pin(outer sleeve): Brass,machined CuZn38Pb2
Clip(contact 4 finger): Berylllium copper,heat treated
Plating(outer sleeve):
Tin plated:2μm/80μ"Ni, 5μm/200μ"Sn
Gold Plated:2μm/80μ"Ni,0.8 μ " gold
Plating(contact): 2μm/80μ"Ni, gold or Tin plated
Insulator(black): PPS（UL94V-0）

Electrical:
Current rating: 3Amps/contact max.
Contact resistance: ≤4mΩ/contact
Insulation resistance: ≥1000MΩ at V=100V
Operaing voltage: 60VAC/DC

Mechanical:
Average insertion force with steel pin of
□0.43mm/0.17": <150g
Average withdrawal force with steel pin of
□0.43mm/0.17": >50g min.
Mechanical life cycle:min.200
Operaing temperatures: Gold Plated:-55°C to+105°C
Tin plated:-40°C to+105°C
Soldering temperature: +260°C,10s max

RoHS Compliant

HSM 玄茂科技股份有限公司
HSUAN MAO TECHNOLOGY CO., LTD.

APPD. 核准	HELEN	TOLERANCE ANGLE ±5° X.XXX ±0.10 X.XX ±0.20 X.X ±0.30 X. ±0.50	PART NAME 品名: 2.0mm SIP SOCKET MACHINED RIGHT ANGLE PIN4 FINGERED CLIP 1XXXPIN H=2.8mm PIN:TIN CLIP:GOLD PLATING DIP LENGTH:3.2mm BLACK COLOR ROHS
DWG. 製圖	ABBY	SCALE 比例: 參考	
		UNIT 單位: MM	SIZE. 紙張尺寸: A4
DATE 制表日	2019/03/26	PAGE 張數: 1 OF 1	REV. 版次: A
			PART NO. 料號: C0123-XXSRAAB0R