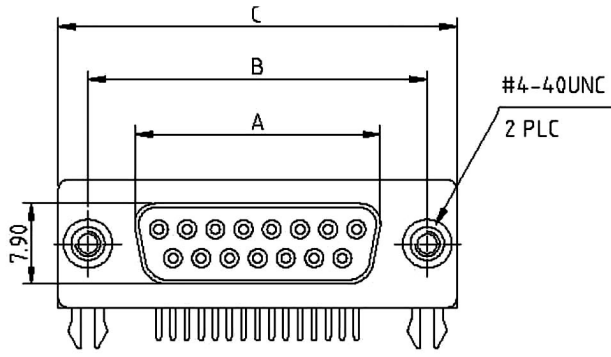


1 2 3 4 5 6 7 8

A



B

C

D

E

F

G

H

Note

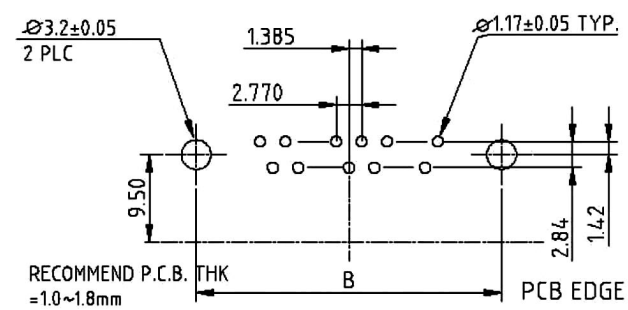
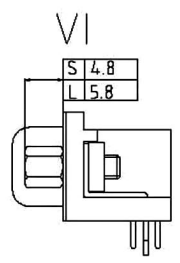
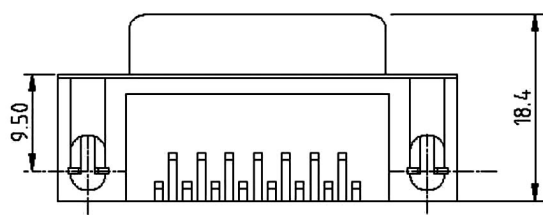
No.	A	B	C
09	16.33	24.99	30.81
15	24.66	33.32	39.14
25	38.38	47.04	53.04
37	54.83	63.50	69.32

ELECTRICAL CHARACTERISTICS

Contact Current Rating: 3Amperes.  
 Dielectric Withstanding Voltage: AC 500V at sea level.  
 Insulation Resistance: 1000Megohms Min.  
 Contact Resistance: 30Milliohms Max.  
 Operation Temperature : -55°C to +105°C.

Material

Contact :Copper Alloy.  
 Insulator:PBT .  
 Shell: SPCC.  
 Z-Piece: Fe.  
 Screw: Copper Alloy.  
 Rivet: Copper Alloy. or Zinc.



RoHS Compliant		<b>HSM</b> 玄茂科技股份有限公司 HSUAN MAO TECHNOLOGY CO., LTD.	
APPD. 核准 Hedy		TOLERANCE 容許公差 X ±0.30 XX ±0.25 XXX ±0.150 Ang. ±2°	PART NAME 品名 D-SUB PCB RIGHT ANGLE 7.2mm STAMPED PIN XXP FEMALE RIVET W/BOARDLOCK FIX 4.8x11.8 SCREW NICKEL SHELL BLACK INSULATOR ROHS LOW-LEAD
DWG. 製圖 Yumi	SCALE 比例 參考 UNIT 單位 M M PAGE 張數 1 OF 1	SIZE 紙張尺寸 A 4 REV. 版次 A	PART NO. 料號 C0550-XXFBCNXBR
DATE 制表日 2011/05/18			

1 2 3 4 5 6 7 8