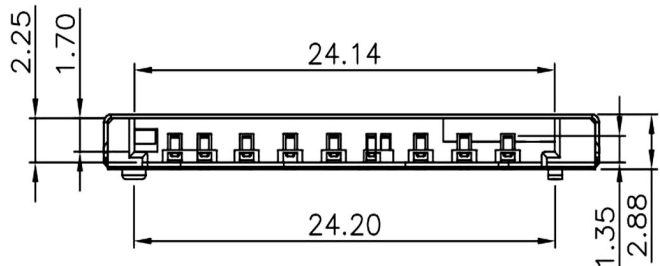
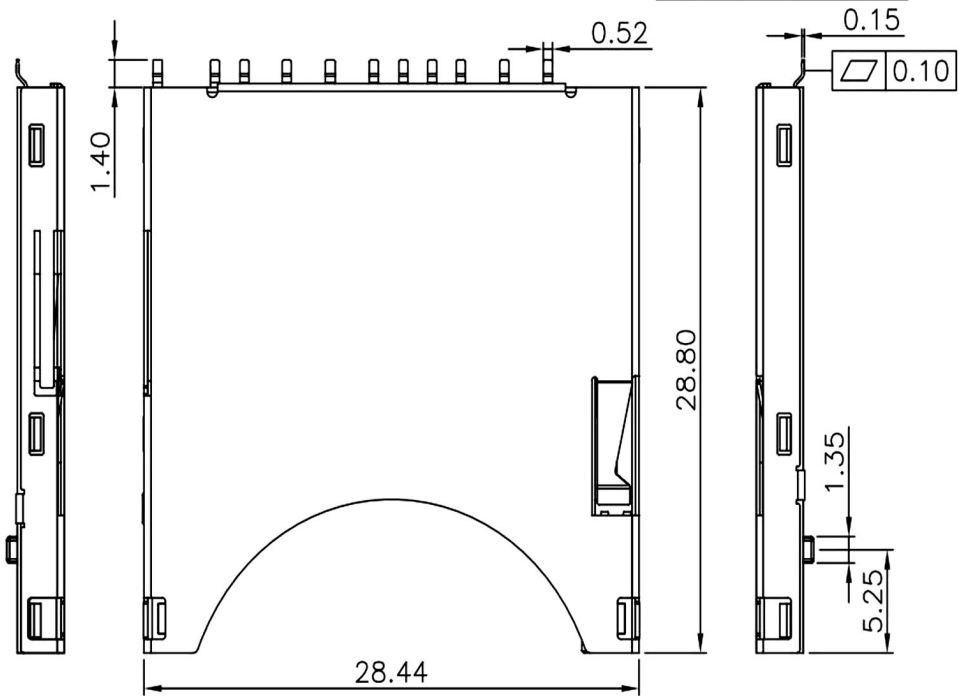
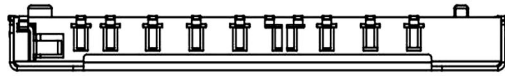
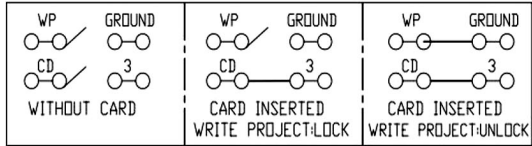
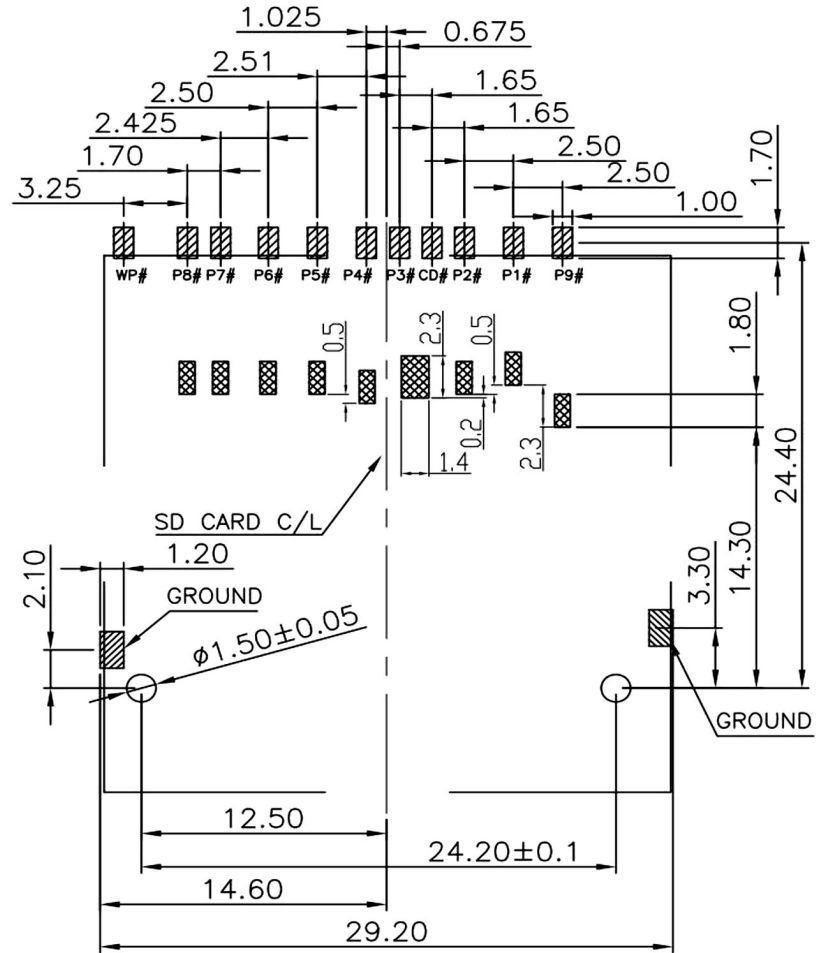


Pin#	Name	Type	Card Detect/Date Line(Bit3)
1	CD/DAT3	I/O/PP	Command/Response
2	CMD	PP	Supply voltage
3	Vss1	S	Supply voltage ground
4	VDD	S	Supply voltage
5	CLK	I	Clock
6	Vss2	S	Supply voltage ground
7	DAT0	I/O/PP	Date Line [Bit0]
8	DAT1	I/O/PP	Date Line [Bit1]
9	DAT2	I/O/PP	Date Line [Bit2]



Pad Area
 Keep Out Area

PCB LAYOUT TOP VIEW
(TOLERANCE:±0.05)



RoHS
Compliant

HSM 玄茂科技股份有限公司
HSUAN MAO TECHNOLOGY CO., LTD.

APPD. 核准
 DWG. 製圖 Betty
 DATE 制表日 2016/04/14

SCALE 比例 參考
 UNIT 單位 MM
 PAGE 張數 1 OF 1
 TOLERANCE 容許公差
 .0 ± 0.30
 .00 ± 0.20
 ANG. ± 3°
 SIZE 紙張尺寸 A 4
 REV. 版次 C

PART NAME 品名
 SD MEMORY CARD CONNECTOR Push-Push SMT TYPE
 9P NORMAL TYPE STAND OFF:0mm
 SELECTIVE GOLD PLATING BLACK INSULATOR
 WITH SOLDER TAIL TRAY PACKING ROHS
 PART NO.
 料號 C0616-09NASYB0R