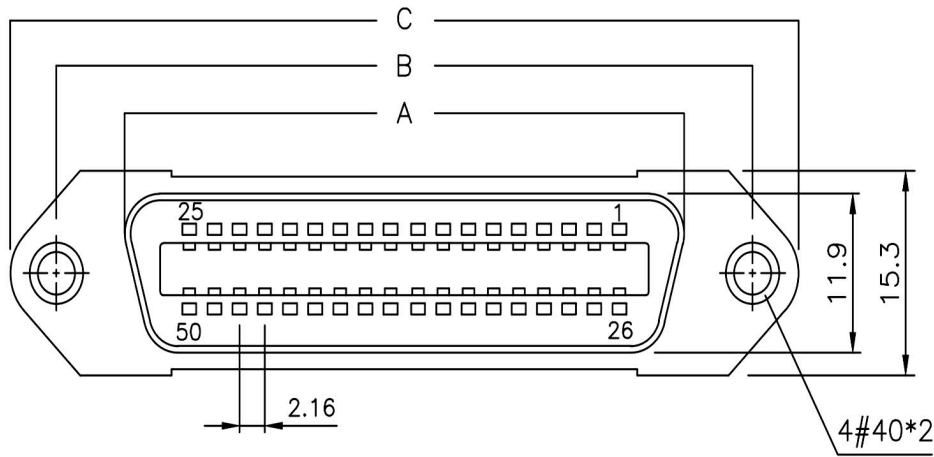


1 2 3 4 5 6 7 8

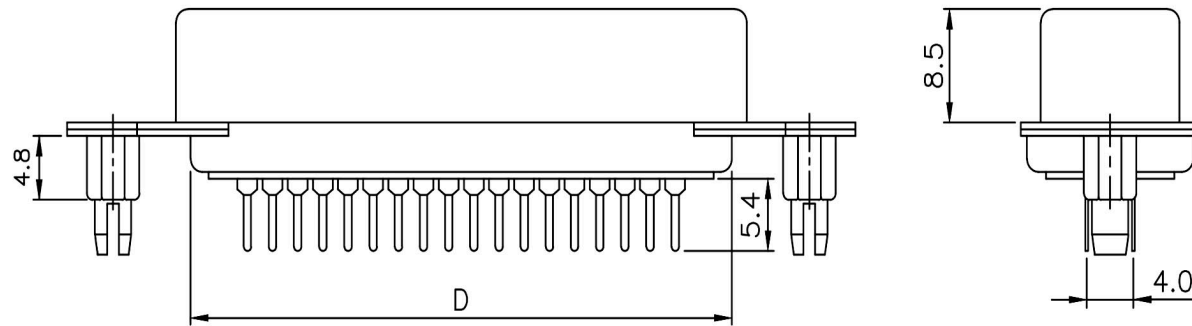
A  
B  
C  
D  
E  
F  
G  
H



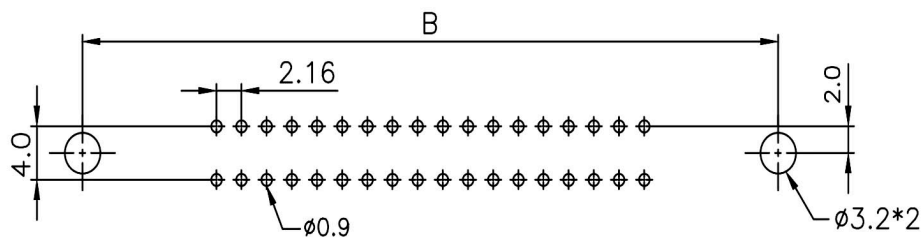
INSULATOR - P.B.T. +30%GLASS FIBER  
UL 94V-0  
CONTACT - PHOSPHOR BRONZE  
SHELL FINISH - STEEL NICKEL PLATED  
HOOD - STEEL  
PLATING - CONTACT  
1. GOLD FLASH (COMPLETE)  
2. SELECTIVE GOLD OVER NICKEL PLATED  
(CONTACT AREA) TIN OVER NICKEL PLATED (TAIL AREA)  
- SHELL  
NICKEL OVER COPPER PLATED  
- HOOD  
NICKEL OVER COPPER PLATED

### ELECTRICAL CHARACTERISTICS

RATING CURRENT : 5 AMP  
CONTACT RESISTANCE : < 25 MILLIOHM  
INSULATION RESISTANCE : > 1000 MEGOHM AT 500V  
DIELECTRIC VOLTAGE : 1000V AT 1 MINUTE  
OPERATION TEMPERATURE : -55°C TO +105°C  
APPLIED TO WAVE SOLDER CAPABLE TO 240°



POSITION	A	B	C	D
14F	25.20	36.00	43.90	22.70
24F	36.00	46.80	54.70	33.50
36F	48.90	59.70	67.70	46.60
50F	64.10	74.90	82.80	61.70



RECOMMENDED P.C.B LAYOUT(TOP VIEW) TOLERANCES:±0.10mm

RoHS Compliant		HSM 玄茂科技股份有限公司 HSUAN MAO TECHNOLOGY CO., LTD.	
APPD. 核准	SCALE 比例	UNLESS OTHERWISE SPECIFIED TOLERANCE ANG. ±5° 0. ±0.5 .0 ±0.3 .00 ±0.2	PART NAME 品名
DWG. 製圖	UNIT 單位	SIZE 紙張尺寸	CENTRONIC PCB STRAIGHT TYPE XXPIN FEMALE PANEL TYPE RIVET W/BOARDLOCK W/O LATCH NICKEL SHELL BLACK COLOR SELECTIVE GOLD PLATING ROHS
DATE 制表日	PAGE 張數	REV. 版次	PART NO. 料號
2016/11/08	1 OF 1	A	C0712-XXFACSX1R

1 2 3 4 5 6 7 8