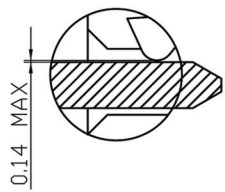
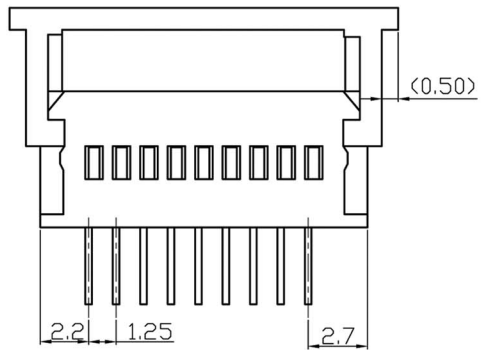
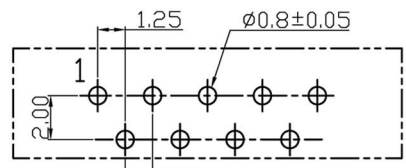


OPEN TYPE

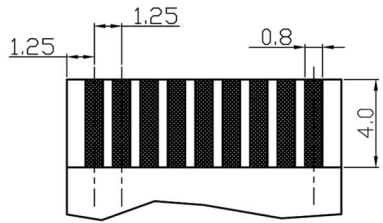


DETAIL A
CLOSE TYPE

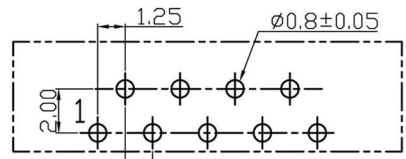


RECOMMEND PCB LAYOUT
COMPONENT SIDE

C3912-XXASTX10R



FFC/FPC DIMENSION
THICKNESS 0.3±0.05mm



RECOMMEND PCB LAYOUT
COMPONENT SIDE

C3912-XXAETX10R

CKT	A	B
3	9.55	5.20
4	10.80	6.45
5	12.05	7.70
6	13.30	8.95
7	14.55	10.20
8	15.80	11.45
9	17.05	12.70
10	18.30	13.95
11	19.55	15.20
12	20.80	16.45
13	22.05	17.70
14	23.30	18.95
15	24.55	20.20
16	25.80	21.45
17	27.05	22.70
18	28.30	23.95
19	29.55	25.20
20	30.80	26.45
21	32.05	27.70
22	33.30	28.95
23	34.55	30.20
24	35.80	31.45
25	37.05	32.70
26	38.30	33.95
27	39.55	35.20
28	40.80	36.45
29	42.05	37.70
30	43.30	38.95
31	44.55	40.20
32	45.80	41.45

NOTES

1. MATERIALS:
HOUSING—PBT UL 94V-0
TERMINAL—COPPER ALLOY

Ambient Temperature Range -20 degree to +85 degree.

Electrical

Item	Requirement	Test Condition
Rated Voltage	200V(ac/dc)	Mate connectors measure by dry circuit.
Rated Current	1Amp(ac/dc)	
Contact Resistance	20mΩ	Mate connectors measure by dry circuit 20mV max, 10mA.
Insulation Resistance	500MΩ	Mate connectors, apply 500V dc between adjacent terminal or ground.
Dielectric Strength	No Breakdown	Mate connectors, apply 500V ac for 1 minute between adjacent terminal or ground.

RoHS Compliant

HSM 玄茂科技股份有限公司
HSUAN MAO TECHNOLOGY CO., LTD.

APPD. 核准	SCALE 比例 参考	TOLERANCE 0.0 ±0.30 0.00 ±0.25 0.000 ±0.15 Angle: ±3°	PART NAME 品名
DWG. 製圖 Hedy		UNIT 單位 MM	ZIF FPC/FFC 1.25mm DIP 180° XXP TIN PLATING IVORY COLOR ROHS
DATE 制表日 2016/06/23	PAGE 張數 1 / 1	SIZE 紙張尺寸 A 4	PART NO. 料號 C3912-XXA(E,S)TX10R
		REV. 版次 B	