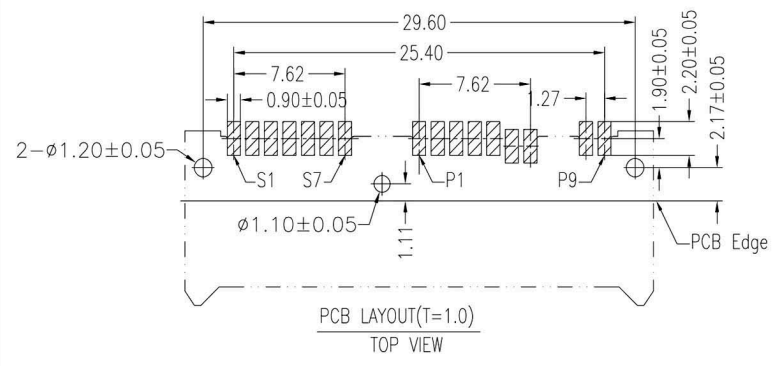
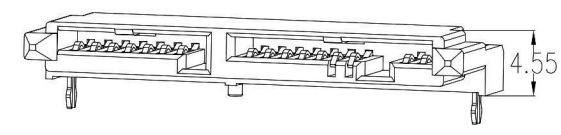
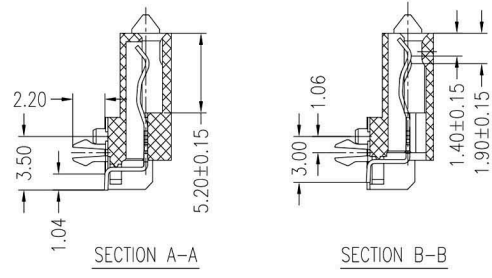
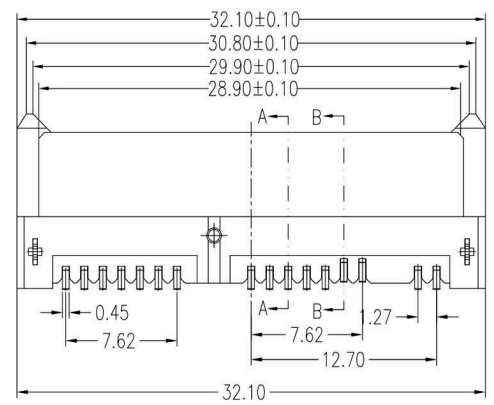
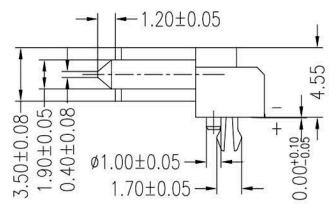
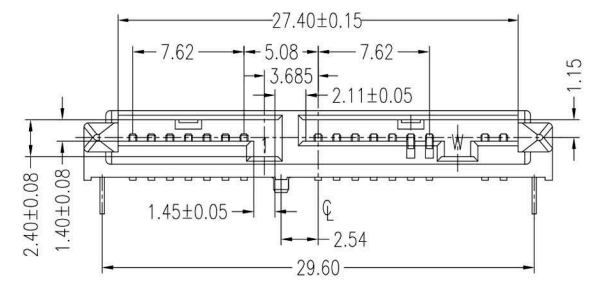
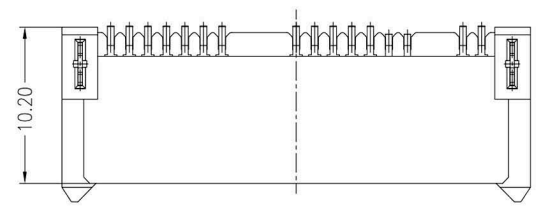


1 2 3 4 5 6 7 8

A
B
C
D
E
F
G
H

A
B
C
D
E
F
G
H



Pin Number	Signal Name
S1	GND
S2	RX+
S3	RX-
S4	GND
S5	TX-
S6	TX+
S7	GND

Pin Number	Power Line Designation
P1	+3.3V
P2	+3.3V
P3	GND
P4	GND
P5	+5.5V
P6	+5.5V
P7	DAS/DSS
P8	Optional
P9	Optional

NOTES:

- Material:**
Housing: LCP+50%G.F, UL 94V-0 Rated.
Color: Black.
Contact: Phosphor Bronze.
Plating: Gold Plating over Nickel on Contact Area.
Tin Plating on Solder Tail.
Harpoon: Brass.
Plating: Tin Plating over Nickel.
- Mechanical:**
Insertion Force: 45N Max.
Withdrawal Force: 10N Min.
Durability: 500 Cycles
- Electrical Specification:**
Operation Voltage: 100VAC Max.
Current Rating: 1.5 Ampere per Contact.
Contact Resistance: 30mΩ Max.
Insulation Resistance: 1000MΩ Min.
Dielectric Withstanding Voltage: 500 VAC.
- Environmental:**
Operating Temperature: -55°C to +85°C

RoHS Compliant		玄茂科技股份有限公司 HSUAN MAO TECHNOLOGY CO., LTD.	
APPD. 核准	SCALE 比例 参考	UNLESS OTHERWISE SPECIFIED DIMENSIONS ARE IN MM TOLERANCES ARE: DECIMALS ANGLES X ± .38 XXX ± .25 XXX ± .20	PART NAME 品名 Micro SATA Connector 7P+9P Female SMT Right Angle Type Standard Type Plastic Body With Boardlock With Plastic Post Selective Gold 15U" Black Color Tray Packing ROHS
DWG. 製圖 Betty	UNIT 單位 MM	SIZE. 紙張尺寸 A 4	PART NO. C7011-16FDAHBHR
DATE 制表日 2020/10/13	PAGE 張數 1 OF 1	REV. 版次 A	料號

1 2 3 4 5 6 7 8