

1

2

3

4

5

6

7

8

A

B

C

D

E

F

G

H

A

B

C

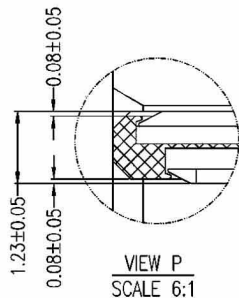
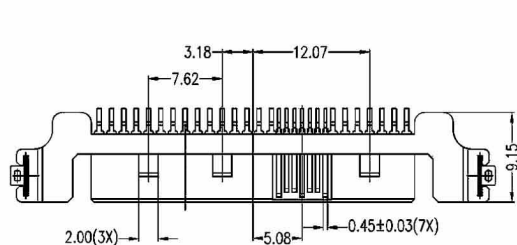
D

E

F

G

H



Signal Segment	
Pin No.	Type
S1	GND
S2	A+
S3	A-
S4	GND
S5	B-
S6	B+
S7	GND
S8	GND
S9	A+
S10	A-
S11	GND
S12	B-
S13	B+
S14	GND

Power Segment	
Pin No.	Type
P1	V33
P2	V33
P3	V33
P4	GND
P5	GND
P6	GND
P7	V5
P8	V5
P9	V5
P10	GND
P11	DAS/DSS
P12	GND
P13	V12
P14	V12
P15	V12

NOTES:

1. Material:

Housing: LCP+50%G.F, UL 94V-0 Rated.
 Color: Black.
 Contact: Phosphor Bronze.
 Plating: Gold Plating over Nickel on Contact Area.
 Tin Plating on Solder Tail.
 Harpoon: Phosphor Bronze.
 Plating: Tin Plating over Nickel.

2. Mechanical:

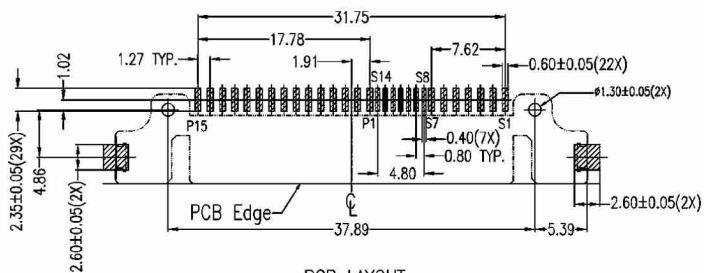
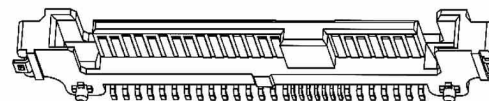
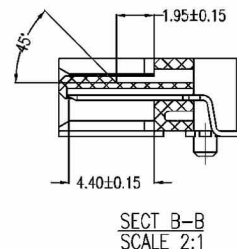
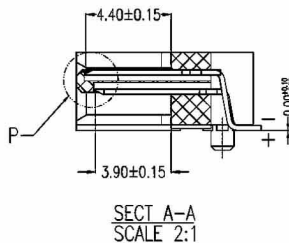
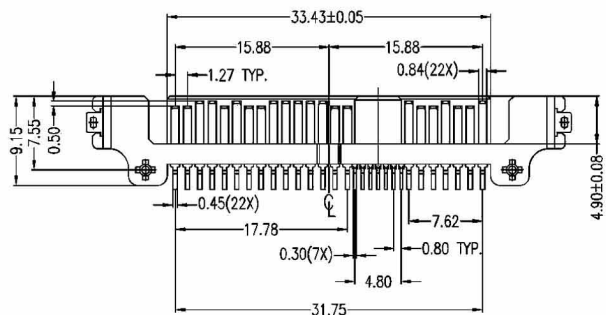
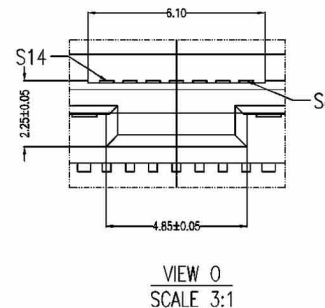
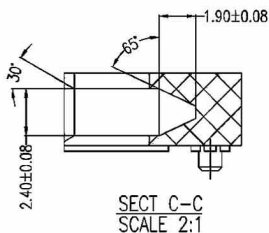
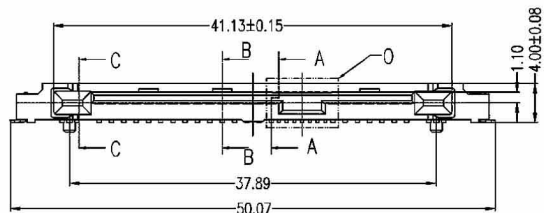
Insertion Force: 25N Max.
 Withdrawal Force: 5N Min.
 Durability: 500 Cycles

3. Electrical Specification:

Current Rating: 1.5 Ampere per Contact.
 Contact Resistance: 30mΩ Max.
 Insulation Resistance: 1000MΩ Min.
 Dielectric Withstanding Voltage: 500 VAC.

4. Environmental:

Operating Temperature: 0°C to +55°C



PCB LAYOUT COMPONENT SIDE

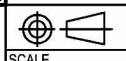
RoHS Compliant

HSM 玄茂科技股份有限公司
HSUAN MAO TECHNOLOGY CO., LTD.

APPD. 核准 Betty

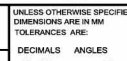
DWG. 製圖 Betty

DATE 制表日 2013/07/09



SCALE 比例 參考

UNIT 單位 M M PAGE 張數 1 OF 1



UNLESS OTHERWISE SPECIFIED DIMENSIONS ARE IN MM TOLERANCES ARE: DECIMALS ANGLES X ± .38 X ± .25 XXX ± .20 ± .3°

SIZE. 紙張尺寸 A 4 REV. 版次 A

PART NAME 品名
 SAS CONNECTOR 29P(7+7+15) MALE SINGLE ROW
 SMT RIGHT ANGLE REVERSE TYPE H=4.0mm
 WITH LOCATING PEG BLACK COLOR
 (MATERIAL:LCP) ROHS

PART NO. C7202-29MBHXBYR
 料號