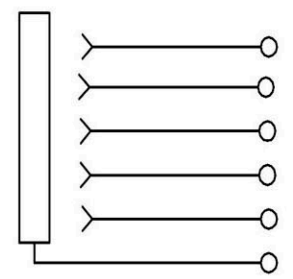





T:1.6 Dimensions of PC board holes  
Tolerance :  $\pm 0.05$ (Printed-top view)



SCHEMATIC DIAGRAM

UNLESS OTHERWISE SPECIFIED, TOLERANCE ON DECIMAL:  $\pm 0.3$

LEAD FREE

4	CONTACT FOOT	1	C5191	t=0.3	Ag	PLATED
3	CONTACT FOOT	5	C2680	t=0.7	Ag	PLATED
2	COVER	1	PBT 4815			UL-94V0(BLACK)
1	HOUSING	1	PBT 4815			UL-94V0(BLACK)

LTR	PART NAME	QTY	MATERIAL	REMARK
-----	-----------	-----	----------	--------

RoHS Compliant **HSM** 玄茂科技股份有限公司  
**HSUAN MAO TECHNOLOGY CO., LTD.**

APPD. 核准	SCALE 比例 参考	TOLERANCE 容許公差 0.00 ± 0.3 ANG ±	PART NAME 品名 DIN JACK 5P PLASTIC BODY 180° MOUNTING HOLE=10mm SILVER PLATING ROHS
DWG. 製圖 Helen	UNIT 單位 MM	SIZE 紙張尺寸 A4	PART NO. 料號 C8100-05PBVB00R
DATE 制表日 2014/4/15	PAGE 張數 1 OF 1	REV. 版本 A	