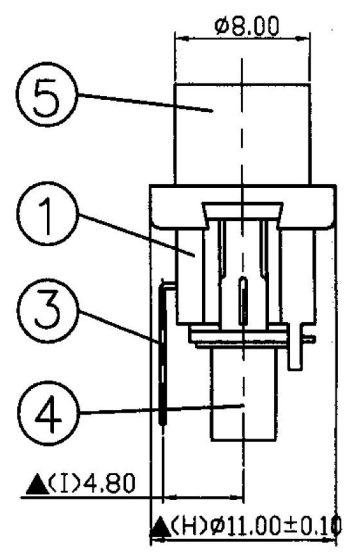
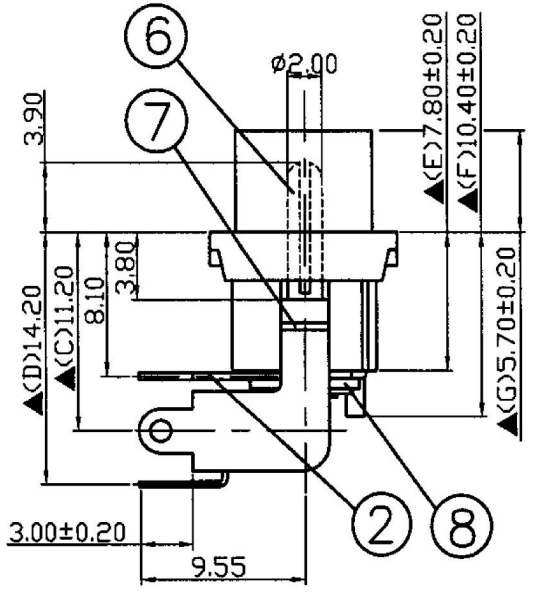
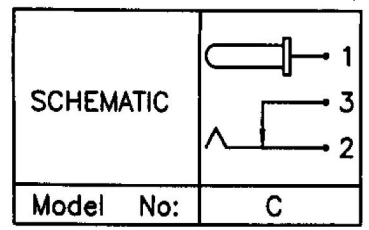
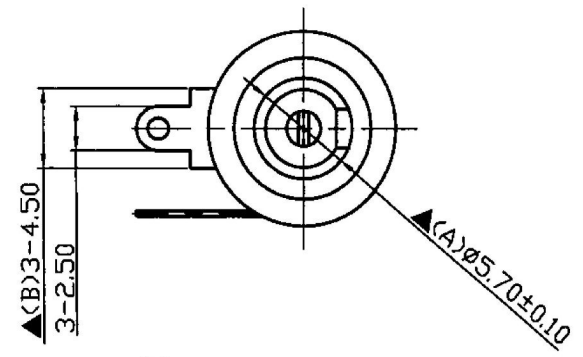


1 2 3 4 5 6 7 8

A  
B  
C  
D  
E  
F  
G  
H

A  
B  
C  
D  
E  
F  
G  
H



NO.	Description	Material	Q'TY	Finish
8.	Insulator B	Red Vulcanited Fibre	1	Red Color
7.	Insulator A	Red Vulcanited Fibre	1	Red Color
6.	Pin(2.0φ)	Copper	1	Nickel Plated
5.	Bushing	Brass	1	Nickel Plated
4.	Pin Terminal	0.3T Brass	1	Silver Plated
3.	Break Terminal	0.3T Brass	1	Silver Plated
2.	Sleeve Spring	0.4T Phosphor Bronze	1	Silver Plated
1.	Housing	PBT	1	Black Color

**SPECIFICATIONS:**  
 Contact Resistance : 30mΩ max  
 Insulation Resistance : 100MΩ min. at DC 500V  
 Dielectric Withstanding Voltage: AC 500V for one minute  
 Remark: ▲: The Most Important Dimension  
 TOLERANCE : ±0.3mm

RoHS  
Compliant

**HSM** 玄茂科技股份有限公司  
 HSUAN MAO TECHNOLOGY CO., LTD.

APPD. 核准 Betty  
 DWG. 製圖 Yumi  
 DATE 制表日 2010/01/07

SCALE 比例 參考  
 UNIT 單位 M M  
 PAGE 張數 1 OF 1  
 TOLERANCE 容許公差  
 .0 ±  
 .00 ±  
 ANG. ±  
 SIZE. 紙張尺寸 A 4  
 REV. 版次 A

PART NAME 品名  
 DC POWER JACK RIGHT ANGLE TYPE PINφ  
 2.0mm NORMAL CLOSE TYPE FLAT TYPE WITHOUT  
 THREAD SILVER PLATING BLACK INSULATOR  
 WITHOUT NUT & WITHOUT WASHER  
 PART NO. 料號 C8139-CCNVBN00R

1 2 3 4 5 6 7 8