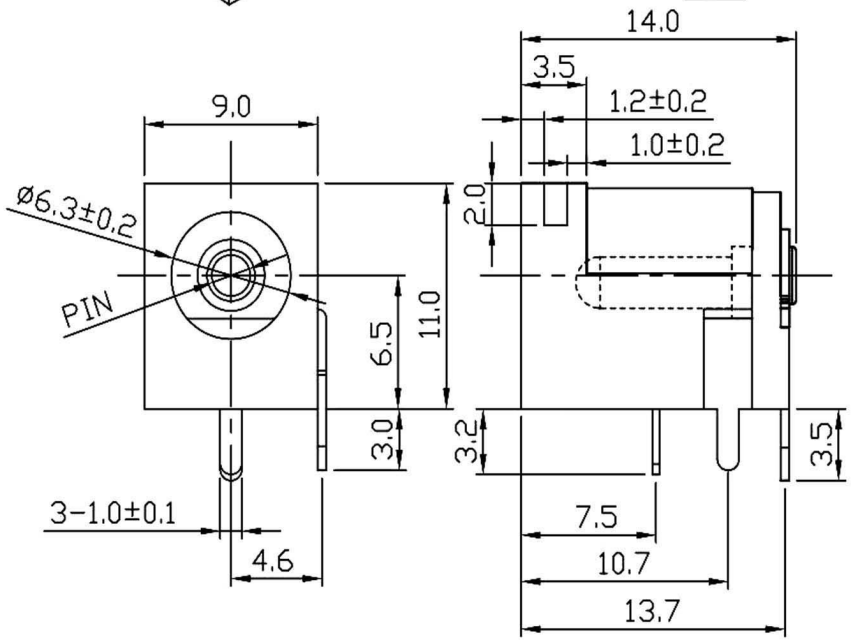
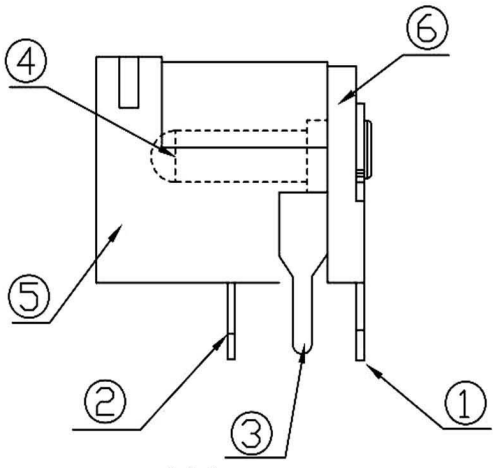
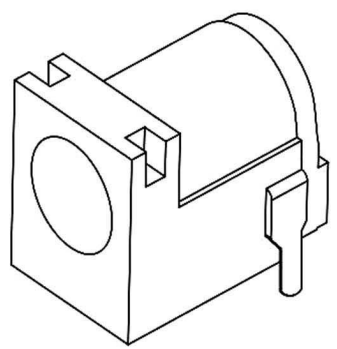


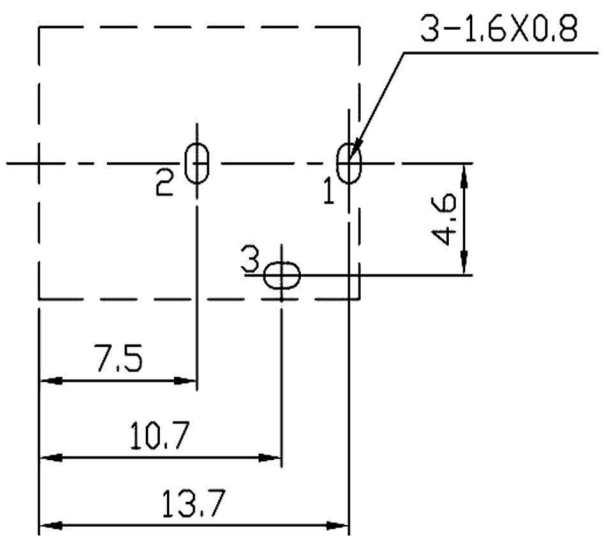
1 2 3 4 5 6 7 8

A  
B  
C  
D  
E  
F  
G  
H



\* Rated voltage/ Rated current :24V/3A

PIN	SCHEMATIC
1	
2	
3	



T:1.6 Dimensions of PC board holes  
Tolerance :  $\pm 0.05$ (Printed-top view)

6	COVER	1	PBT 4815	UL-94V0(BLACK)
5	HOUSING	1	PBT 4815	UL-94V0(BLACK)
4	PIN	1	H59(COPPER ALLOY)	Ni PLATED
3	TERMINAL	1	C2680 t=0.35	Ag PLATED
2	CURVE PIECE	1	C5191 t=0.25	Ag PLATED
1	PIN TERMINAL	1	C2680 t=0.35	Ag PLATED
LTR	PART NAME	QTY	MATERIAL	REMARK

UNLESS OTHERWISE SPECIFIED, TOLERANCE ON DECIMAL:  $\pm 0.3$

RoHS Compliant **HSM** 玄茂科技股份有限公司  
HSUAN MAO TECHNOLOGY CO., LTD.

APPD. 核准		PART NAME 品名
DWG. 製圖	SCALE 比例 參考	DC POWER JACK RIGHT ANGLE TYPE
DATE 制表日	UNIT 單位 M M	PIN OD:2.0mm NORMAL CLOSE FLAT TYPE
2015/06/29	PAGE 張數 1 OF 1	NICKEL PLATED BLACK COLOR ROHS
	SIZE. 紙張尺寸 A 4	PART NO.
	REV. 版次 A	料號 C9738-CCFNB000R

1 2 3 4 5 6 7 8