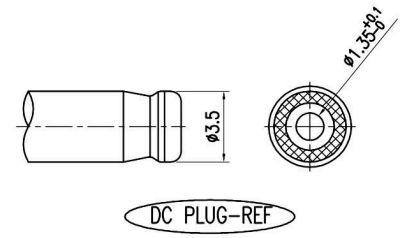
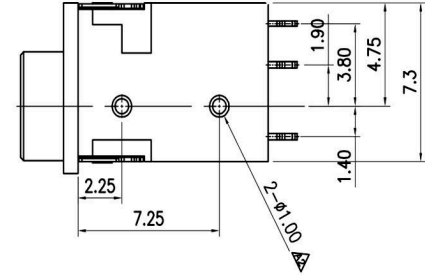
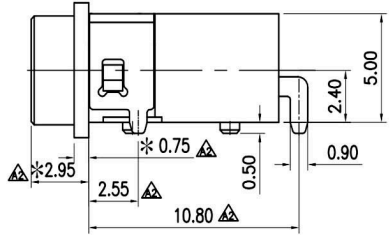
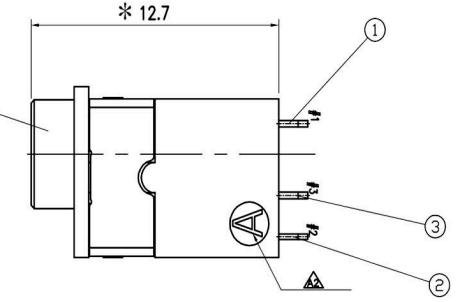
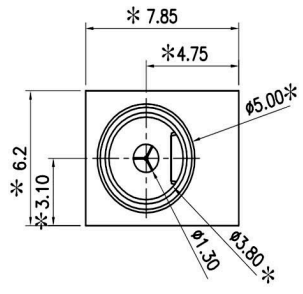
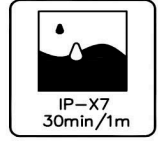
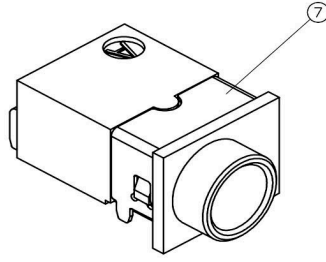


Recommend of PC Board Holes
Tolerance : ±0.05(Top view)



PIN	SCHEMATIC
Ø1.3	

- Notes:
- Electrical Characteristics:
 - Rating : DC 24V 2 A ;
 - Contact Resistance: 50mΩ Max.(Initial), 100mΩ Max.(Final) After test: ≤50mΩ ;
 - Dielectric Withstanding Voltage: 500V AC for One Minute ;
 - Insulation Resistance: 100M.Ω Min. Measured By 500 VDC;
 - Mechanical Characteristics:
 - Plug Insertion Force 0.3~3.0Kgf (initial), 0.2~2.0Kgf (Final) life test;
 - Plug Extraction Force: 0.3~3.0Kgf (initial), 0.2~2.0Kgf (Final) life test;
 - Durability Test: 5,000 Cycles min;
 - Operating temperature:-25°C ~ +70°C;
 - Soldering Heat Resistance Reflow Soldering 255°C+/-5°C;
 - Plug Interface Dimensions Conform To EIAJ RC-5321 Spec;
 - Packaging: Tape and Reel;
 - Housings and O-rings are packed separately.
 - The connector can go through the IR process once only.
 - The O-Ring can not go through the IR process with waterproof connector together.

7	SHIELD	1	BRASS	Ni PLATED
6	GLUE	1	SILICON	WHITE
5	COVER	1	PA10T	BLACK
4	HOUSING	1	PA10T	BLACK
3	TERMINAL 3	1	BRASS	MB:Ni Gold Flash
2	TERMINAL 2	1	PHOSPHOR BRONZE	MB:Ni Gold Flash
1	TERMINAL 1	1	PHOSPHOR BRONZE	MB:Ni Gold Flash
LTR	PART NAME	QTY	MATERIAL	REMARK

RoHS Compliant

HSM 玄茂科技股份有限公司
HSUAN MAO TECHNOLOGY CO., LTD.

APPD. 核准		TOLERANCES-UNLESS OTHERWISE SPECIFIED	PART NAME 品名
DWG. 製圖	SCALE 比例	公差	DC POWER JACK Ø1.3mm WATERPROOF TYPE:IP67 TYPE NORMAL CLOSE TYPE GOLD FLASH PLATING WITH POST BLACK COLOR REEL PACKING ROHS
DATE 制表日	UNIT 單位	SIZE 紙張尺寸	PART NO.
2021/01/27	M M	A 4	C9758-ACGAYBRR
Betty	PAGE 版數	REV. 版次	料號
	1 OF 1	A	