Features:

- 2 ~ 8 circuits available
- Plastic material: LCP
- Contact: High conductivity copper
- Finished: Tin-plated 100u"over nickel 30u"
- .025"(0.64mm) square pin

Specification:

- Current rating: 6.5A AC, DC for 2 poles
  4.5A AC, DC for other poles
- Voltage rating: 250V AC, DC
- Insulation resistance: 1000mΩ Min
- Contact resistance: 10mΩ Max.
- Dielectric withstanding voltage: 1500V AC/minute
- Ambient temperature range: -40°C ~ 105°C

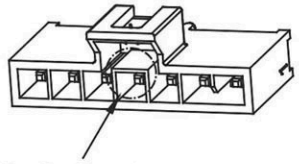

3, 5, 7 poles

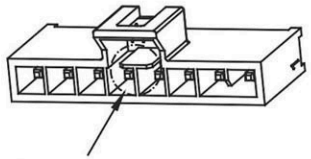

2, 4, 6, 8 poles

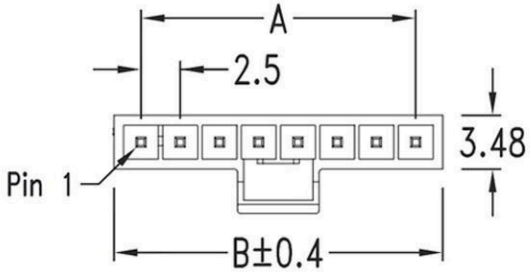

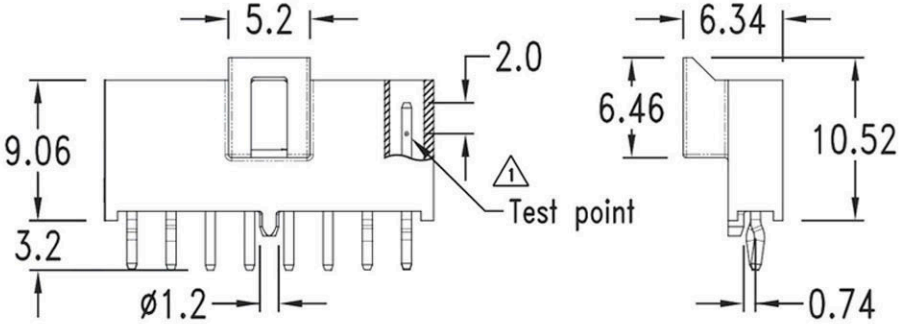

Dimensional Information (mm)

Circuits	Dim. A	Dim. B
N	2.5 x N - 2.5	2.5 x N + 0.94

&& N = 2 ~ 8

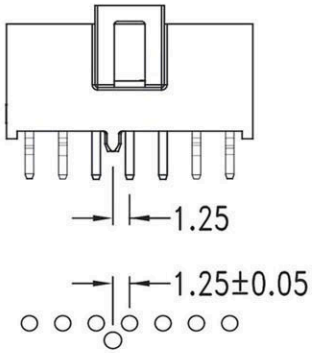

Only for 3, 5, 7 poles

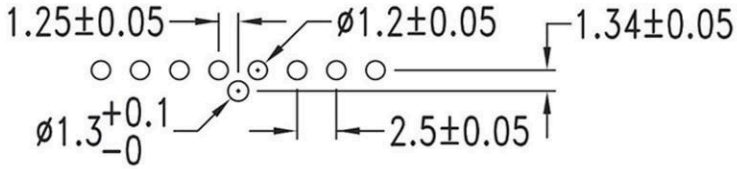

Recommended P. C. B. hole dimension
Recommended P. C. B. thickness 1.6 ~ 2.4mm

W2531-XXPSSTNBGR ↓
"KEY A"

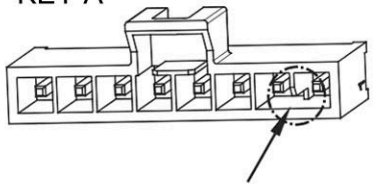

W2531-XXPSSTNCGR ↓ :
"KEY B"

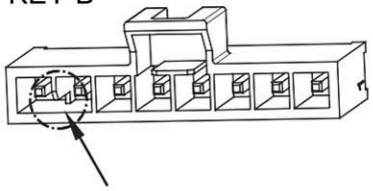

RoHS Compliant

HSM 玄茂科技股份有限公司
HSUAN MAO TECHNOLOGY CO., LTD.

APPD. 核准		TOLERANCE 容許公差 .0 ± 0.40 .00 ± 0.25 ANG. ± 3°	PART NAME 品名: Nano-Fit 2.5mm Wafer Single Row 1X??Pin 180° Tin Plating Material:LCP Bag Packing ROHS
DWG. 製圖 Helen	SCALE 比例 參考		
DATE 制表日 2019/9/27	UNIT 單位 MM	SIZE. 紙張尺寸 A4	PART NO. 料號: W2531-XXPSSTNXGR
	PAGE 張數 1 OF 1	REV. 版次 A	